



**TSHPROI**

School of Creative  
& Technical Studies

**PROSPECTUS**

FASHION & APPAREL DESIGN

**ADMISSION OPENS**

[www.tshproi.com](http://www.tshproi.com)



GET TO KNOW ABOUT TSHPROI

## WHY TSHPROI?

A fine clubbing of technology and creative ideas together with top universities. Here you can study, follow and pursue the course of your choice from the comfort of your home or anywhere in the world and offline classes too. Explore your creative sides with professional degree courses. As a candidate, you will get to interact with a new and diverse environment of technology and creative fields.



EVERYTHING IS TSHPROI

## WHAT DO WE DO?

We have well-experienced faculty and an excellent course curriculum to help you learn the skills. Feel free to get in touch with us if you are looking to pursue a career in technology, design, and management. And we are here to address you with the best learning package at a reasonable fee range for a progressive future.





## WHAT WE DO Construct A Stunning Career Perspective

TSHPROI is a creative, Technical & Management educational platform. Here, we are introducing a new culture of creative education that is completely professional.



### REDISCOVER YOUR CREATIVE SELF AND MAKE A CAREER OUT OF IT

The well-designed courses provide the aspirants with a realm of opportunities to conquer the creative world.

The academic program breaks the conventional educational system by providing the students with customized virtual and offline class facilities in the field of designing and management studies.

TSHPROI provides an entire professional system by ensuring the candidates with a well-organized practicing area to nurture their creativity with renowned industry experts and highly qualified professionals.

TSHPROI offers professional education in the field of Design, Technology & Management of Fashion, Product Design, Interior, Graphics, Management Ai & Data Science etc ....







## OUR VISION

TSHPROI aims to flourish its diverse creative wings in the field of Art, Design, Technology, and Management across boundaries, axiomatically emerging as a transcendent institute of academic excellence around the Globe.



## OUR MISSION

TSHPROI is more advanced as it provides innovative teaching techniques that ensure the candidates with efficiency and consistency via our teaching program.

TSHPROI's Holistic approach develops an optimistic attitude in candidates to overcome the challenges in this competitive world. TSHPROI's Mission is to fabricate a new daring generation with the spirit of dignity.







**TSHPROI**

School of Creative  
& Technical Studies

## OUR OBJECTIVES

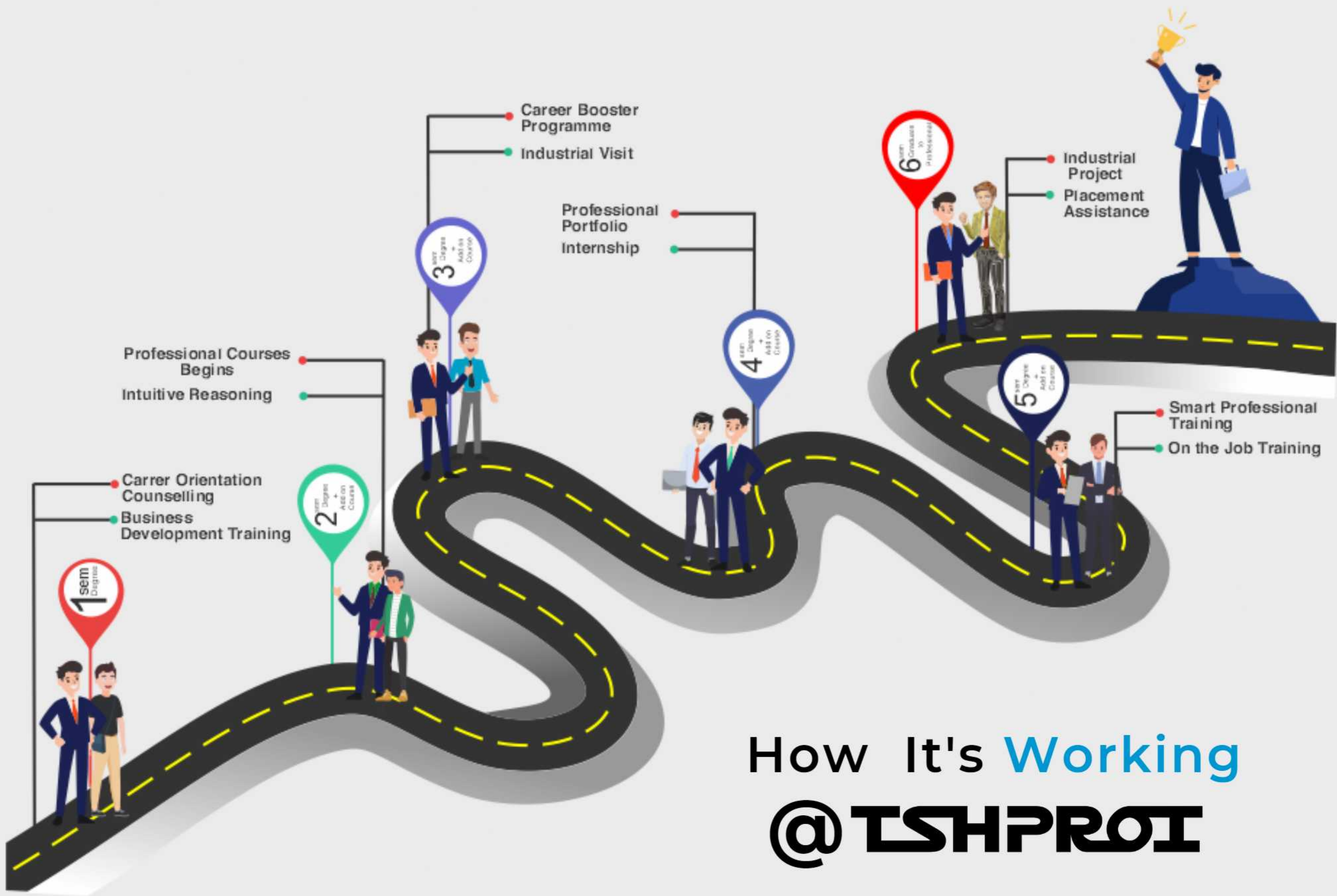
- To establish professional education around the boundaries by covering the entire spectrum of technology, design, and Management with respecting all our ethical commitments.
- To promote the aspirations of candidates by personal grooming.
- Maintain innovative high-level advanced teaching methodologies that mirror the sense of confidence and creative aspects in candidates.
- To lead and enhance the development in the field of technology, design, and management.
- To provide limitless opportunities for aspirants in the field of technology, design, and management.
- To conduct research and disseminate knowledge to all spheres of academic, commerce, industry, community, society, and the world at large.





# TSHPROI

School of Creative  
& Technical Studies



How It's **Working**  
**@TSHPROI**

Fine Clubbing of Professional courses  
along with UG & PG from top Universities





# DESIGN COURSES

@TSHPROI

## FASHION & APPAREL DESIGN

Fashion design is the art of applying design, aesthetics, clothing construction, and natural beauty to clothing and its accessories. It is influenced by culture and different trends and has varied over time and place.

## INTERIOR & ARCHITECTURE DESIGN

Interior architecture is a practice that incorporates the art of design and the science of architecture, and it focuses on the technical aspects of planning and building a room. This field involves making the room safe and functional as well as designing aesthetically-appealing lighting, color, and texture for a space.

## GRAPHIC & MULTIMEDIA ANIMATION

Graphics & Animation means giving life to any object in computer graphics. It has the power of injecting energy and emotions into the most seemingly inanimate objects. Computer-assisted animation and computer-generated animation are four categories of computer Graphics. It can be presented via Photo, Film, Video & animation.

## WEB DESIGN ( UI& UX )

Web design and development is an umbrella term that describes the process of creating a website. As the name suggests, it involves two major skill sets: web design and web development. Web design determines the look and feels of a website, while web development determines how it functions.





## FASHION & APPAREL DESIGN

Fashion design is the art of applying design, aesthetics, clothing construction, and natural beauty to clothing and its accessories. It is influenced by culture and different trends and has varied over time and place.



# FASHION & APPAREL DESIGN COURSES

**1. MASTER DIPLOMA IN FASHION & APPAREL DESIGN**

**2. PROFESSIONAL DIPLOMA IN FASHION & APPAREL DESIGN**

**3. DIPLOMA IN FASHION & APPAREL DESIGN**

**4. FASHION ILLUSTRATION**

**5. FASHION STYLING AND ILLUSTRATION**

**6. DESIGN COLLECTION AND PORTFOLIO BUILDING**

**7. PATTERN MAKING, GARMENT CONSTRUCTION, AND DRAPING**

**8. FASHION SOFTWARE ( CAD ) ADVANCE**





# MASTER DIPLOMA IN FASHION & APPAREL DESIGN

Fashion is what makes you comfortable and the expression of aesthetic spirit. Fashion is the genuine spirit of art, which makes our soul radiant. It is the representation of one's cultural personality and potential. Fashion is the blending of creativity and happiness it has the power and ability to transfer one's life.

## CURRICULUM

1. FUNDAMENTALS OF FASHION & ART
2. EMBROIDERY
3. FASHION MANAGEMENT
4. TEXTILE SCIENCE
5. APPAREL DESIGN
6. PATTERN MAKING
7. GARMENT CONSTRUCTION
8. DRAPING
9. COMPUTER-AIDED DESIGN
10. PROFESSIONAL PORTFOLIO

**Duration:- 18 months**

**Course Mode:-**

**ONLINE & OFFLINE**

**Criteria:- age above 16**

**10 th or +2 above**

## FUNDAMENTALS OF FASHION ILLUSTRATION

- Introduction to Fashion Design
- Introduction to Art
- Art & Medium
- Line
- Elements of Shading
- Colour Theory
- Principles of Fashion & Apparel Design
- Art
- History of Fashion
- Elements of Fashion & Apparel Design
- Fashion Figures
- Facial features
- Human body
- Fabric Rendering
- Mood Board
- Theme Board
- Texture Board`
- Colour Board
- Embellishments



## EMBROIDERY

- Introduction
- Tools used for Embroidery
- Line stitch
- Loop stitch
- Flat stitch
- Note stitch
- Composite stitches
- Fashionable stitch
- Traditional stitch
- Aari Work

## APPAREL DESIGN

- Introduction to Apparel Designing
- Human Body
- Types of Human figures
- Types of Apparel Designing
- Necklines
- Collars
- Sleeves
- Skirts
- Dress
- Trousers
- Pockets
- Cuffs
- Bows
- Ties
- Coat
- 3D silhouettes

## FASHION MANAGEMENT

- Introduction to Fashion
- Fashion cycle
- Fashion forecasting
- Product design & development
- Design & development
- Merchandising
- Sourcing
- Costing
- Fashion industries
- Apparel - organization structure of the apparel industry
- Sampling
- Pattern department
- Cutting
- Bundling
- Production system
- Quality control & trimming
- Pressing
- Despatch department
- Incoterms
- Warehouse
- Branding
- Consumer Behaviour
- Customers Profile
- Pricing
- Retailing
- Visual Merchandising





FUNDAMENTALS OF  
ART





## TEXTILE SCIENCE

- Intro to Textile Design
- Textile fibers
- Classification & Properties of Textile Fibers
- Yarn Science
- Fiber to Fabric
- Fabric Identification
- Weaving
- Knitting
- Textile printing
- Textile print
- Dyeing
- Selection of Dyeing methods

## DRAPING

- Introduction
- History of Draping
- Draping essentials
- Steps of Draping
- Basic Bodice
- Basic Skirt
- Dress
- Princess body
- Pleats
- Darts
- Tucks
- Gathers
- Concept-based Draping

## PATTERN MAKING

- Introduction
- Pattern Preparation
- Advantages of paper pattern
- Tools for pattern making
- Measuring tools
- Drafting tools
- Marking tools
- Cutting tools
- Different types of measurement
- Basic bodice block
- Basic dress foundation
- Basic Sleeve block
- Basic Skirt Block
- Sleeves
- Collar
- Skirts
- Western wear
- Indian Outfits
- A-Line dress- Kids wear
- Yoke with Umbrella frock - Kids wear





## COMPUTER-AIDED DESIGN

- Introduction to CAD
- Adobe Photoshop
- Adobe Illustrator
- Corel draw
- Human Body
- Types of Human figures
- Types of Apparel Designing
- Necklines
- Collars
- Sleeves
- Skirts
- Dress
- Trousers
- Pockets
- Cuffs
- Bows
- Ties
- Coat

## PROFESSIONAL PORTFOLIO


- Theme-based garment collection
- 5- GARMENTS

### WORK ENVIRONMENT:

Fashion designers work as Designers, Fashion Consultants, Visual merchandisers, wholesale, manufacturing establishments, apparel companies, retailers, theater or dance companies, and design firms. Most fashion designers work in European Countries.

## GARMENT CONSTRUCTION

- Introduction to Garment Construction
- Introduction to Sewing Machine
- Types of Sewing Machines
- Different Types of stitches
- Hand stitches
- Seams
- Placket
- Pleat
- Tuck
- Dart
- Pocket
- Gathers
- Kameez
- Salwar with belt
- Chudidhar without belt
- Saree blouse
- Princess Blouse
- A-Line dress- Kids wear
- Yoke with Umbrella -Kids wear



**NB:- For the Designer Job you have to finish your final portfolio Collection.**



# PROFESSIONAL DIPLOMA IN FASHION & APPAREL DESIGN

A basic block pattern is a pattern from which all other styles are based. Sometimes they are derived from the original drafts created from body measurements with instructions from a pattern-making manual, sometimes not. A basic block pattern can also be the pattern from an approved style

## CURRICULUM

### 1.FUNDAMENTALS OF FASHION & ART

### 2.EMBROIDERY

### 3.FASHION MANAGEMENT

### 4.TEXTILE SCIENCE

### 5.APPAREL DESIGN

### 6.PATTERN MAKING

### 7.GARMENT

### CONSTRUCTION

**Duration:- 8 months**

**Course Mode:-**

**ONLINE & OFFLINE**

**Criteria:- age above 16**

**10 th or +2 above**

## FUNDAMENTALS OF FASHION & ART

- Introduction to Fashion Design
- Introduction to Art
- Art & Medium
- Elements of Shading
- Colour Theory
- Art
- History of Fashion
- Fashion Figures
- Facial features
- Human Body
- Apparel Design
- Elements of Fashion & Apparel Design
- Principles of Fashion & Apparel Design
- Fabric
- Fabric Patterns & Weaving
- Textile Design



## EMBROIDERY

- Introduction
- Line stitch
- Loop stitch
- Flat stitch
- Note stitch
- Composite stitches
- Fashionable stitch
- Traditional stitch

## APPAREL DESIGN

- Introduction to Apparel Designing
- Human Body
- Types of Human figures
- Types of Apparel Designing
- Necklines
- Collars
- Sleeves
- Skirts
- Dress
- Trousers
- Pockets
- Cuffs
- Bows
- Ties
- Coat
- 3D silhouettes

## FASHION MANAGEMENT

- Fashion forecasting
- Fashion cycle
- Product design & development
- Design & development
- Merchandising
- Sourcing
- Costing
- Fashion industries
- Apparel
- Organization structure of the apparel industry
- Sampling
- Pattern department
- Cutting
- Bundling
- Production system
- Visual Merchandising

## TEXTILE SCIENCE

- Intro to Textile Design
- Textile fibers
- Classification & Properties of Textile Fiber
- Fiber to Fabric
- Fabric Identification
- Weaving
- Textile printing



## GARMENT CONSTRUCTION

- Introduction to Garment Construction
- Introduction to Sewing Machine
- Types of Sewing Machines
- Different Types of stitches
- Seams
- Placket
- Pleat
- Tuck
- Dart
- Pocket
- Gathers
- Hand Hemming

## PATTERN MAKING

- Introduction
- Pattern Preparation
- Advantages of paper pattern
- Tools for pattern making
- Measuring tools
- Drafting tools
- Marking tools
- Cutting tools
- Different types of measurement
- Basic bodice block
- Basic dress foundation
- Basic Skirt block
- Basic sleeve Block
- Sleeves
- Collar
- Skirts

**NB:- For the Designer Job, you have to finish your final portfolio Collection.**





# DIPLOMA IN FASHION & APPAREL DESIGN

Fashion design helps in strategizing and rendering culture in fashion and the lifestyle industry.

**Duration:- 4 months**

**Course Mode:-**

**ONLINE & OFFLINE**

**Criteria:- age above 16**

**10 th or +2 above**

## CURRICULUM

1. FUNDAMENTALS OF FASHION DESIGN
2. EMBROIDERY
3. FASHION MANAGEMENT
4. PATTERN MAKING
5. GARMENT CONSTRUCTION

## FUNDAMENTALS OF FASHION DESIGN

- Introduction to Fashion
- Line
- Elements of shading
- Colour theory
- Elements of design
- Principles of design
- Facial features
- Apparel design
- Human body





## EMBROIDERY

- Introduction
- Line stitch
- Loop stitch
- Flat stitch
- Note stitch
- Traditional stitch

## PATTERN MAKING

- Introduction
- Basic bodice block
- Basic dress foundation
- Sleeves
- Skirts
- Kids Wear

## GARMENT CONSTRUCTION

- INTRODUCTION
- STITCHES
- BASIC BODICE
- BASIC DRESS
- SLEEVES
- SKIRT
- KIDSWEAR

## FASHION MANAGEMENT

- Fashion Forecasting
- Fashion Cycle
- Product Design & Development
- Design & Development
- Merchandising
- Sourcing
- Costing





## DESIGN COLLECTION AND PORTFOLIO BUILDING

A Fashion portfolio displays the work done by the designer. Having a great portfolio is very important for jump-starting a career and getting jobs. In today's competitive world one has to make a mark for himself/herself. Fashion designers are mushrooming all over and a good Portfolio is one tool to get noticed.

**Duration:- 6 months**

**Course Mode:-**

**ONLINE & OFFLINE**

**Criteria:-** Those who have finished the course ( Fashion Design ) from a Reputed college or institute.


### CURRICULUM

1. INTRODUCTION
2. INSPIRATIONAL BOARD
3. IDEATION
4. COSTING
5. PRESENTATION
6. THEME BOARD
7. COLOUR BOARD
8. MIND MAPPING
9. FINAL COLLECTION
10. CAD ( BRUSH UP )

**NB:-** For the Designer Job, you have to finish your final portfolio Collection.








Check Out  
Our Portfolio!






# FASHION



to see all the cool projects  
Our students Finished

































































**MOLECULES**  
Represents for Technology



**RGB ( RED , GREEN ,BLUE )**  
Represents for designer



# TSHPROI


**TSH = TECHNOLOGY**

**PROI = DESIGN**

The word "tshproi" comes from two languages, H-mong and Romanian.

"Tsh" stands for "Technology" in the H-mong language (TSHUAB)

whereas "Proi" stands for "Design" in the Romanian language (PROITICA)







# Thank you



 tshproi

 3rd Floor PMSA , Kadakkal Kollam Kerala

 77 10 20 40 20



[www.tshproi.com](http://www.tshproi.com)

